



— Quality Sealant Applicators —

**INSTRUCTIONS:**  
FOLLOWER PLATE OPERATING INSTRUCTIONS

DISTRIBUTED BY:  
COX NORTH AMERICA, INC.  
8181 COLEMAN ROAD  
HASLETT MI 48840  
**800-822-8114**  
517-339-3330  
FAX: 517-339-3806  
[www.cox-applicators.com](http://www.cox-applicators.com)  
e-mail: [service@cox-applicators.com](mailto:service@cox-applicators.com)


For all service, parts and warranty repairs call **800-822-8114**

MANUFACTURED BY:  
PC COX (NEWBURY) LIMITED  
ENGLAND

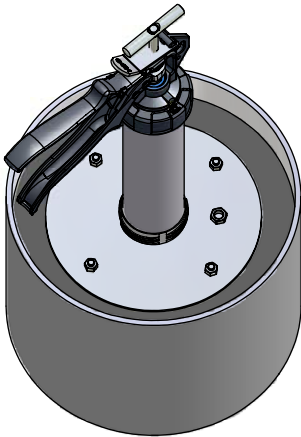




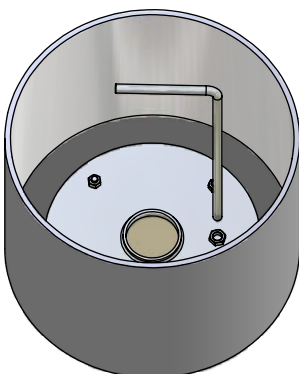
REMOVE CAP AND NOZZLE FROM GUN  
ENSURE THE ROD IS FULLY FORWARD



PUSH FOLLOWER PLATE INTO THE BUCKET AND  
ENSURE IT RESTS FLAT ON THE SURFACE OF  
THE BULK MATERIAL



PLACE END OF GUN BARREL OVER FOLLOWER  
PLATE LIP. DEPRESS THE RELEASE PLATE AND  
DRAW BACK THE ROD, IN TURN DRAWING UP THE  
MATERIAL INTO THE BARREL. ENSURE THE  
BARREL STAYS FLUSH TO THE PLATE



ONCE ALL THE BULK HAS BEEN USED,  
INSERT THE SUPPLIED HANDLE ROD  
INTO THE OPEN NUT ON THE SURFACE  
OF THE PLATE TO WITHDRAW THE  
PLATE ASSEMBLY.